



PARTS LIST FOR ELBOWS,
COUPLERS, TUBING & HOSES

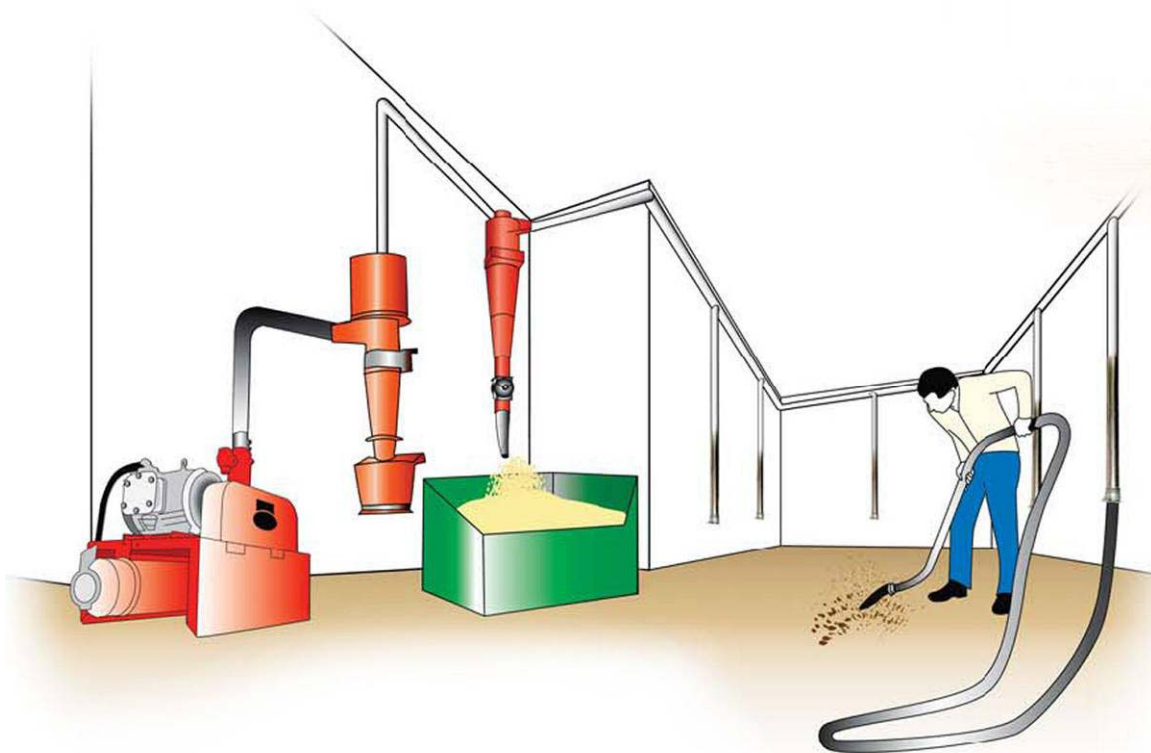


TABLE OF CONTENTS:

**Canada: 1-888-WALINGA
U.S.A.: 1-800-466-1197**

ELBOWS, TY'S , GALVANIZED 3

ELBOWS, 45 °, GALVANIZED 3

ELBOWS, 90 °, GALVANIZED 3

90 ° TY'S, GALVANIZED..... 3

DOUBLE 90 TY'S, DOUBLE 90 Y'S, GALVANIZED 4

DOUBLE 90° TY's, GALVANIZED..... 4

DOUBLE 90° Y's, GALVANIZED 4

REDUCING COUPLERS, ADAPTORS, 5

COMPRESSION COUPLERS 5

REDUCING COUPLINGS..... 5

COUPLING , ADAPTORS..... 5

COMPRESSION COUPLINGS..... 5

OPERATOR TOOLS FOR 2 INCH HOSE..... 6

WANDS..... 6

CREVICE TOOL..... 6

GULPER..... 6

SQUEEGEE GULPER..... 6

HOSES & TUBING..... 7

RUBBER HOSE WITH STATIC WIRE..... 7

RUBBER HOSE WITH STATIC WIRE & CAMLOCK BOTH ENDS 7

TUBING..... 7

CAMLOCK COUPLERS 8

COUPLINGS, FEMALE, QUICK-CONNECT 8

COUPLINGS, DUST PLUGS, SADDLE CLAMPS, ALUMINUM BRACKET 9

COUPLINGS, FEMALE, QUICK-CONNECT 9

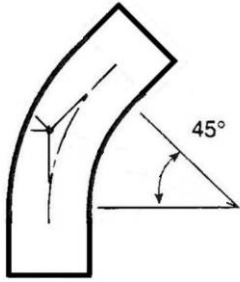
DUST PLUG WITH CHAIN 9

CLAMP,SADDLE,GALVANIZED..... 9

BRACKET, ALUMINUM..... 9

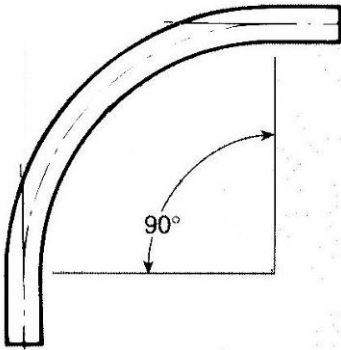
Elbows, TY'S , Galvanized

ELBOWS, 45 °, GALVANIZED



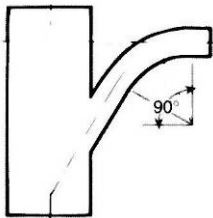
PART NO	DESCRIPTION	LIST
51-80287-6	2" X .065" WALL X 5" CLR - STRAIGHT ENDS	
51-18904-6	3" X .065" WALL X 7 1/2" CLR - STRAIGHT ENDS	
51-18905-6	4" X .065" WALL X 10" CLR - STRAIGHT ENDS	
51-80288-6	5" X .065" WALL X 12 1/2" CLR - STRAIGHT ENDS	

ELBOWS, 90 °, GALVANIZED



PART NO	DESCRIPTION	LIST
51-80282-6	2" X .065" WALL X 5" CLR - STRAIGHT ENDS	
51-80283-6	2" X .065" WALL X 18" CLR - STRAIGHT ENDS	
51-80284-6	2" X .065" WALL X 24" CLR - STRAIGHT ENDS	
51-18949-6	3" X .065" WALL X 7 1/2" CLR - STRAIGHT ENDS	
51-18956-6	3" X .065" WALL X 24" CLR - STRAIGHT ENDS	
51-18957-6	3" X .065" WALL X 30" CLR - STRAIGHT ENDS	
51-80285-6	4" X .065" WALL X 10" CLR - STRAIGHT ENDS	
51-18961-6	4" X .065" WALL X 24" CLR - STRAIGHT ENDS	
51-18963-6	4" X .065" WALL X 36" CLR - STRAIGHT ENDS	
51-80286-6	5" X .065" WALL X 12 1/2" CLR - STRAIGHT ENDS	

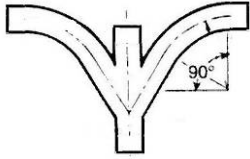
90 ° TY'S, GALVANIZED



PART NO	DESCRIPTION	LIST
51-80290-6	2" STRAIGHT W/ 2" INLET, .065 WALL - STRAIGHT ENDS	
51-80291-6	3" STRAIGHT W/ 2" INLET, .065 WALL - STRAIGHT ENDS	
51-18910-6	3" STRAIGHT W/ 3" INLET, .065 WALL - STRAIGHT ENDS	
51-80292-6	4" STRAIGHT W/ 2" INLET, .065 WALL - STRAIGHT ENDS	
51-18901-6	4" STRAIGHT W/ 3" INLET, .065 WALL - STRAIGHT ENDS	
51-18485-6	4" STRAIGHT W/ 4" INLET, .065 WALL - STRAIGHT ENDS	

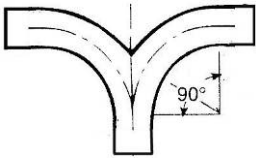
Double 90 TY's, Double 90 Y's, Galvanized

DOUBLE 90° TY's, GALVANIZED



PART NO	DESCRIPTION	LIST
51-80294-6	2" STRAIGHT W/ 2" INLETS, .065 WALL - STRAIGHT ENDS	
51-18917-6	3" STRAIGHT W/ 3" INLETS, .065 WALL - STRAIGHT ENDS	
51-18918-6	4" STRAIGHT W/ 4" INLETS, .065 WALL - STRAIGHT ENDS	

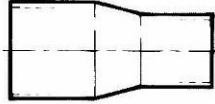
DOUBLE 90° Y's, GALVANIZED



PART NO	DESCRIPTION	LIST
51-80293-6	2" .065 WALL - STRAIGHT ENDS	
51-18923-6	3" .065 WALL - STRAIGHT ENDS	
51-18535-6	4" .065 WALL - STRAIGHT ENDS	

Reducing Couplers, Adaptors, Compression Couplers

REDUCING COUPLINGS



PART NO	DESCRIPTION	LIST
51-80280-6	REDUCER; GALVANIZED, 3" TO 2" .065 WALL STRAIGHT ENDS	
51-80281-6	REDUCER; GALVANIZED, 4" TO 2" .065 WALL STRAIGHT ENDS	
51-18929-6	REDUCER; GALVANIZED, 4" TO 3" .065 WALL STRAIGHT ENDS	



COUPLING , ADAPTORS

PART NO	DESCRIPTION	LIST
38-80297-6	ADAPTOR; KM3 TO KF2	
38-43218-6	ADAPTOR; DM4 TO KF2	
38-43219-6	ADAPTOR; DM4 TO KF3	



COMPRESSION COUPLINGS

PART NO	DESCRIPTION	LIST
38-80278-6	COUPLING; COMPRESSION 2", 3 BOLT, BLACK GASKET, GROUNDING STRIP	
38-80279-6	COUPLING; COMPRESSION 3", 3 BOLT, BLACK GASKET, GROUNDING STRIP	
38-13084-6	COUPLING; COMPRESSION 4", 3 BOLT, BLACK GASKET, GROUNDING STRIP	
38-08786-6	COUPLING; COMPRESSION 5", 3 BOLT, BLACK GASKET, GROUNDING STRIP	

Operator Tools For 2 inch Hose



WANDS

PART NO	DESCRIPTION	LIST
38-43216-6	WAND 56 " STEEL WITH KM2 COUPLING	




GAYLORD WAND

PART NO	DESCRIPTION	LIST
38-82669-6	WAND,GAYLORD 11ga x 51 " ALUMINUM WITH KM2 COUPLING	



CREVICE TOOL

PART NO	DESCRIPTION	LIST
38-43217-6	CREVICE TOOL 24" CHROME STEEL WITH KM2 COUPLING	



GULPER

PART NO	DESCRIPTION	LIST CDN
38-18530-6	GULPER TOOL 13" ALUMINUM	



SQUEEGEE GULPER

PART NO	DESCRIPTION	LIST
38-40507-5	22" SQUEEGEE GULPER ALUMINUM	

PART NO	DESCRIPTION	LIST
11-47413-5	TOOL & HOSE HOLDER RACK	

Hoses & Tubing



RUBBER HOSE WITH STATIC WIRE

PART NO	DESCRIPTION	LIST / FT
73-82311-6	2 INCH RUBBER HOSE WITH STATIC WIRE	
36-15194-6	3 IN RUBBER HOSE WITH STATIC WIRE	



RUBBER HOSE WITH STATIC WIRE & CAMLOCK BOTH ENDS

PART NO	DESCRIPTION	LIST
36-41037-5	2 INCH RUBBER HOSE X 25 FT W/STATIC WIRE W/KM2 & KF2	
36-40505-5	3 INCH RUBBER HOSE X 12 FT W/STATIC WIRE W/KM3 & KF3	

TUBING



PART NO	DESCRIPTION	LIST / FT
89-80295-1	TUBE; STEEL-ALUMINIZED, 2" OD. X .065" WALL	
89-16436-2	TUBE; ALUMINUM, 2" OD. X .120 WALL	
89-80296-1	TUBE; STEEL-ALUMINIZED, 3" OD. X .065" WALL	
89-15203-2	TUBE; ALUMINUM, 3" OD. X .120 WALL	
89-17452-1	TUBE; GALVANIZED, 4" OD. X .065" WALL	
89-00392-2	TUBE; ALUMINUM, 4" OD. X .072 WALL	
89-08073-2	TUBE; ALUMINUM, 5" OD. X .078 WALL	

Camlock Couplers



COUPLINGS, MALE, QUICK-CONNECT

PART NO	DESCRIPTION	LIST
38-18883-6	COUPLING; CAMLOCK, MALE, ALUMINUM, 2" ID (KM2-TUBE)	
38-18152-6	COUPLING; CAMLOCK, MALE, ALUMINUM, 3" ID (KM3-TUBE)	



38-18881-6	COUPLING; CAMLOCK, MALE, ALUMINUM, 2" HOSE SHANK (KM2-HOSE)	
38-13998-6	COUPLING; CAMLOCK, MALE, ALUMINUM, 3" HOSE SHANK (KM3-HOSE)	



38-00397-5	COUPLING; WALINGA, MALE, 4" ID (DM4)	
------------	--------------------------------------	--



COUPLINGS, FEMALE, QUICK-CONNECT

PART NO	DESCRIPTION	LIST
38-18882-6	COUPLING; CAMLOCK, FEMALE, ALUMINUM, 2" HOSE SHANK (KF2-HOSE)	
38-13999-6	COUPLING; CAMLOCK, FEMALE, ALUMINUM, 3" HOSE SHANK (KF3-HOSE)	



38-19043-6	COUPLING; CAMLOCK, ALUMINUM, FEMALE, 2" ID (KF2-TUBE)	
38-18153-6	COUPLING; CAMLOCK, ALUMINUM, FEMALE, 3" ID (KF3-TUBE)	

Couplings, Dust Plugs, Saddle Clamps, Aluminum Bracket



COUPLINGS, FEMALE, QUICK-CONNECT

PART NO	DESCRIPTION	LIST
38-36781-5	COUPLING; WALINGA, FEMALE, 4" ID (DF4-TUBE)	



94-09185-5	TAILBOLT; (2 REQUIRED FOR EACH DF4 COUPLING)	
------------	--	--



DUST PLUG WITH CHAIN

PART NO	DESCRIPTION	LIST
38-18880-6	DUST PLUG; 2" (KP2)	
38-13204-6	DUST PLUG; 3" (KP3)	



PART NO	DESCRIPTION	LIST
38-04465-5	DUST PLUG; 4" (DP4)	



CLAMP, SADDLE, GALVANIZED

PART NO	DESCRIPTION	LIST
28-16800-6	CLAMP; SADDLE, 2"	
28-04673-6	CLAMP; SADDLE, 3"	
28-02074-6	CLAMP; SADDLE, 4"	
28-04675-6	CLAMP; SADDLE, 5"	



BRACKET, ALUMINUM

PART NO	DESCRIPTION	LIST
38-39510-4	BRACKET; ALUMINUM (FOR 4" SADDLE CLAMP)	



BRACKET, STANDOFF

PART NO	DESCRIPTION	LIST
38-07612-6	1.25 " BIN STANDOFF BRACKET; for 3"-6" TUBE	

INDEX

9

90 ° TY'S, 3

C

CAMLOCK FEMALE WELDABLE, 9
CREVICE TOOL, 6

D

DOUBLE 45° YL's, 4
DOUBLE 90° TY's, 4
DUST PLUG WITH CHAIN, 9

E

Elbows, 3
ELBOWS, 1, 3

F

FEMALE ADAPTER, 5

G

GULPER, 6

M

Metal Tool Kits For 2 inch Hose, 6

R

REDUCING COUPLINGS, 5
RUBBER HOSE WITH STATIC WIRE, 7
RUBBER HOSE WITH STATIC WIRE & CAMLOCK BOTH ENDS, 7


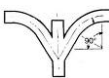
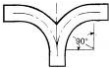
S

SQUEEGEE GULPER, 6
STANDARD RADIUS, 3

T

TUBING, 7

Customer: _____
 Address _____

CENTRAL VAC ACCESSORY & PIPING REQUIREMENTS				
Qty	Part Number	Description	Unit Price	Total Price
	51-80287-6	elbow; galvanized, 45 deg. 2" x .065" wall x 5" CLR - straight ends		
	51-18904-6	elbow; galvanized, 45 deg. 3" x .065" wall x 7 1/2" CLR - straight ends		
	51-18905-6	elbow; galvanized, 45 deg. 4" x .065" wall x 10" CLR - straight ends		
	51-80288-6	elbow; galvanized, 45 deg. 5" x .065" wall x 12 1/2" CLR - straight ends		
	51-80282-6	elbow; galvanized, 90 deg. 2" x .065" wall x 5" CLR - straight ends		
	51-80283-6	elbow; galvanized, 90 deg. 2" x .065" wall x 18" CLR - straight ends		
	51-80284-6	elbow; galvanized, 90 deg. 2" x .065" wall x 24" CLR - straight ends		
	51-18949-6	elbow; galvanized, 90 deg. 3" x .065" wall x 7 1/2" CLR - straight ends		
	51-18956-6	elbow; galvanized, 90 deg. 3" x .065" wall x 24" CLR - straight ends		
	51-18957-6	elbow; galvanized, 90 deg. 3" x .065" wall x 30" CLR - straight ends		
	51-80285-6	elbow; galvanized, 90 deg. 4" x .065" wall x 10" CLR - straight ends		
	51-18961-6	elbow; galvanized, 90 deg. 4" x .065" wall x 24" CLR - straight ends		
	51-18963-6	elbow; galvanized, 90 deg. 4" x .065" wall x 36" CLR - straight ends		
	51-80286-6	elbow; galvanized, 90 deg. 5" x .065" wall x 12 1/2" CLR - straight ends		
	51-80290-6		2" STRAIGHT W/ 2" INLET, .065 WALL - STRAIGHT ENDS	
	51-80291-6		3" STRAIGHT W/ 2" INLET, .065 WALL - STRAIGHT ENDS	
	51-18910-6		3" STRAIGHT W/ 3" INLET, .065 WALL - STRAIGHT ENDS	
	51-80292-6		4" STRAIGHT W/ 2" INLET, .065 WALL - STRAIGHT ENDS	
	51-18901-6		4" STRAIGHT W/ 3" INLET, .065 WALL - STRAIGHT ENDS	
	51-18485-6		4" STRAIGHT W/ 4" INLET, .065 WALL - STRAIGHT ENDS	
	51-80294-6		2" STRAIGHT W/ 2" INLETS, .065 WALL - STRAIGHT ENDS	
	51-18917-6		3" STRAIGHT W/ 3" INLETS, .065 WALL - STRAIGHT ENDS	
	51-18918-6		4" STRAIGHT W/ 4" INLETS, .065 WALL - STRAIGHT ENDS	
	51-80293-6		2" .065 WALL - STRAIGHT ENDS	
	51-18923-6		3" .065 WALL - STRAIGHT ENDS	
	51-18535-6		4" .065 WALL - STRAIGHT ENDS	
	51-80280-6	reducer; galvanized, 3" to 2" .065 wall - straight ends		
	51-80281-6	reducer; galvanized, 4" to 2" .065 wall straight ends		
	51-18929-6	reducer; galvanized, 4" to 3" .065 wall - straight ends		
	38-80297-6	adapter; KM3 to KF2		
	38-43218-5	adapter; DM4 to KF2		
	38-43219-5	adapter; DM4 to KF3		
	38-80278-6	coupling; compression 2", 3 bolt, black gasket, grounding strip		
	38-80279-6	coupling; compression 3", 3 bolt, black gasket, grounding strip		
	38-13084-6	coupling; compression 4", 3 bolt, black gasket, grounding strip		
	38-08786-6	coupling; compression 5", 3 bolt, black gasket, grounding strip		

CENTRAL VAC ACCESSORY & PIPING REQUIREMENTS

Qty	Part Number	Description	Unit Price	Total Price
	38-43216-5	wand; 56", steel w/KM2 coupling		
	38-82669-6	wand, Gaylord, 11ga x 51 " aluminum w/KM2 coupling		
	38-43217-5	crevice tool; 24" w/KM2 coupling		
	38-18530-6	gulper tool; 13" aluminum		
	38-40507-5	squeegee gulper tool; 22" aluminum		
	11-47413-5	tool & hose holder rack		
ft	73-82311-6	hose; rubber, 2" w/static wire		
ft	36-15194-6	hose; rubber, 3" w/static wire		
	36-41037-5	hose; rubber, 2" x 25' w/static wire & 2" camlock couplings		
	36-40505-5	hose; rubber, 3" x 12' w/static wire & 3" camlock couplings		
ft	89-80295-1	tube; steel-aluminized, 2" OD. x .065" wall		
ft	89-16436-2	tube; aluminum, 2" OD. X .120 wall		
ft	89-80296-1	tube; steel-aluminized, 3" OD. x .065" wall		
ft	89-15203-2	tube; aluminum, 3" OD. X .120 wall		
ft	89-17452-1	tube; galvanized, 4" OD. x .065" wall		
ft	89-00392-2	tube; aluminum, 4" OD. x .072 wall		
ft	89-08073-2	tube; aluminum, 5" OD. x .078 wall		
	38-18883-6	coupling; 2", camlock, aluminum, male, 2" ID (KM2-TUBE)		
	38-18152-6	coupling; 3", camlock, aluminum, male, 3" ID (KM3-TUBE)		
	38-18881-6	coupling; 2", camlock, aluminum, male, hose shank (KM2-HOSE)		
	38-13998-6	coupling; 3", camlock, aluminum, male, hose shank (KM3-HOSE)		
	38-00397-5	coupling; 4", Walinga, male, 4" ID (DM4-TUBE)		
	38-18882-6	coupling; 2", camlock, aluminum, female, hose shank (KF2-HOSE)		
	38-13999-6	coupling; 3", camlock, aluminum, female, hose shank (KF3-HOSE)		
	38-19043-6	coupling; 2", camlock, aluminum, female, 2" ID (KF2-TUBE)		
	38-18153-6	coupling; 3", camlock, aluminum, female, 3" ID (KF3-TUBE)		
	38-36781-5	coupling; 4", Walinga, female, 4" ID (DF4-TUBE)		
	94-09185-5	tailbolt; (2 required for each DF4 coupling)		
	38-18880-6	dust plug; 2" (KP2)		
	38-13204-6	dust plug; 3" (KP3)		
	38-04465-5	dust plug; 4" (DP4)		
	28-16800-6	clamp; saddle, 2"		
	28-04673-6	clamp; saddle, 3"		
	28-02074-6	clamp; saddle, 4"		
	28-04675-6	clamp; saddle, 5"		
	38-39510-4	bracket; aluminum (for 4" saddle clamp)		
	38-07612-6	1.25 bin standoff bracket for 3" - 6" tube		

ACCESSORY & PIPING REQUIREMENTS PRICE TOTAL: \$